

2024 - 2025

TROUT

Our trout feeds guarantee unparalleled and efficient growth while minimizing the impact on the environment. Some of our products are extremely well suited for aquaculture in Recirculating Aquaculture Systems (RAS).



Sinking feed



Designed for RAS



Floating feed



Sustainability score



Semi-floating feed



With astaxanthine



Free from land animal protein



Low nitrogen and phosphorus emission



High digestibility



Improved resistance



Omega-3 fatty acids



AQUATE™

Innovative premix in all **Alltech Coppens'** feeds.

- + Optimizes growth
- + Supports immune response
- + Optimizes digestive function
- + Contributes to mucous barrier protection
- + Contributes to external barrier protection



BIO-MOS®

is a mannan-oligosaccharide, which is known to bind and drain opportunistic bacteria. This can result in a significant improvement of the intestinal flora. Additionally, it can improve the structure and length of the microvilli in the gut through which the nutrient intake can increase. **BIO-MOS®** contributes to mucous barrier protection.

BIO-MOS®

Improves intestinal function

BIOPLEX®

is a crucial element in our new premix. **BIOPLEX®** are organically bound trace elements such as zinc, copper, manganese & iron. With **BIOPLEX®** we can improve the health, growth & performance of the fish.

BIOPLEX®

Improves performance

Break with tradition and feed your animals the modern way.

Alltech has proven that chelated trace minerals in the form of Bioplex® and Sel-Plex® can be included at significantly lower levels while improving animal performance. This optimizes animal mineral requirements and reduces negative environmental impacts. We call this innovation Alltech's Total Replacement Technology™ (TRT).

TOTAL REPLACEMENT TECHNOLOGY®

ACTIGEN®

is derived from yeast cell walls and supports the fish's immune response. **Actigen®** furthermore optimizes growth in fish.

ACTIGEN®

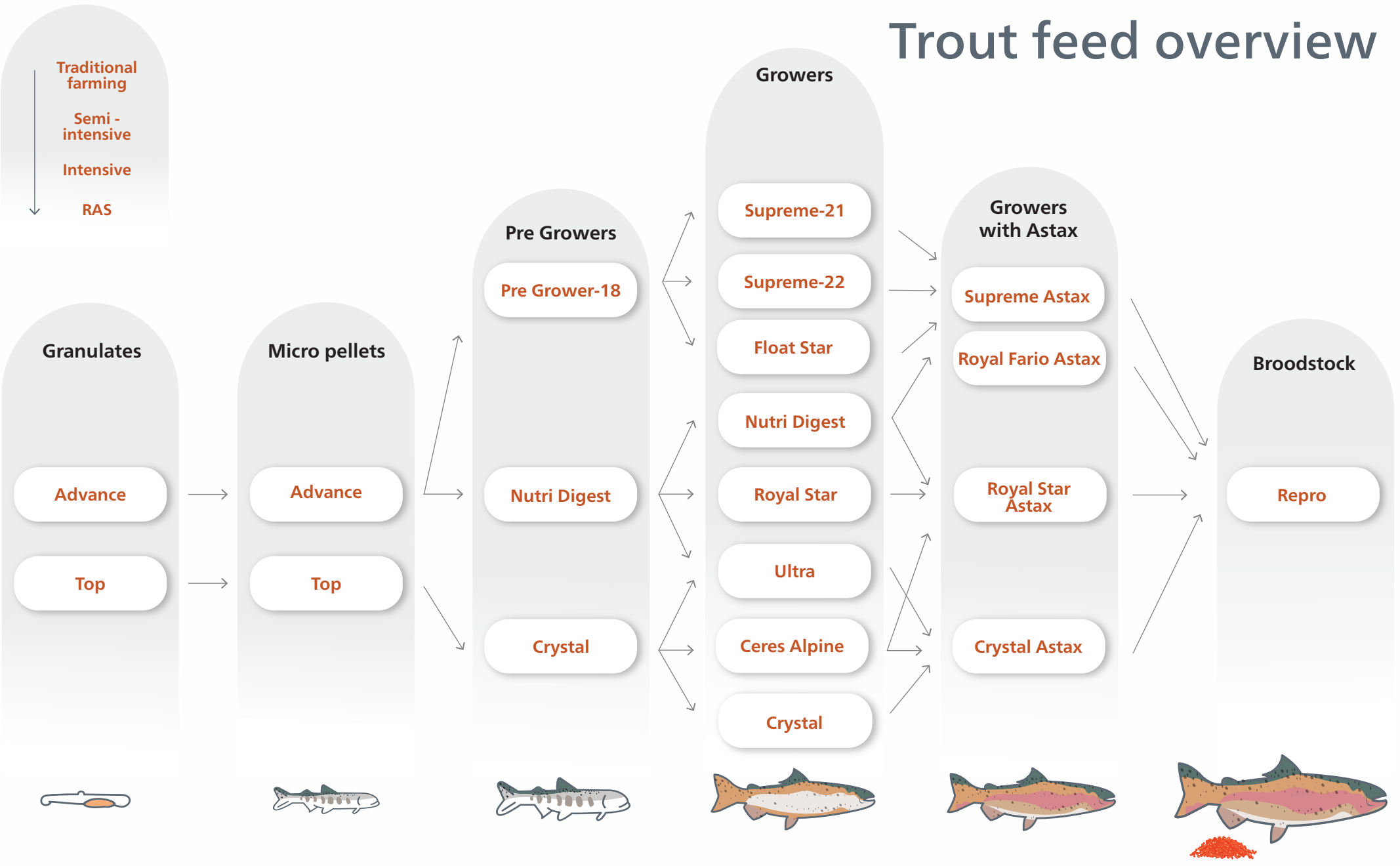
Helps maintain the immune system

AQUATE™



Alltech® COPPENS

Trout feed overview



- For semi-intensive farming
- High performance
- High survival
- Medium energy starter diet



COMPOSITION:

Analyses (%)	0.2-0.3 mm	0.3-0.5 mm	0.5-0.8 mm	1.0 mm	1.5 mm
Protein	56	56	56	54	54
Fat	15	15	15	15	15
Crude fibre	0,3	0,3	0,3	0,4	0,4
Ash	11,30	11,30	11,30	9,65	9,65
Total P	1,77	1,77	1,77	1,66	1,66

Vitamins added

Vitamin A (IE/kg)	16667	16667	16667	11999	
-------------------	-------	-------	-------	-------	--

Energy (MJ/kg)

Gross Energy	21,2	21,2	21,2	21,0	21,0
Digestible Energy	19,2	19,2	19,2	19,3	19,3

FEEDING TABLE FOR OPTIMAL GROWTH

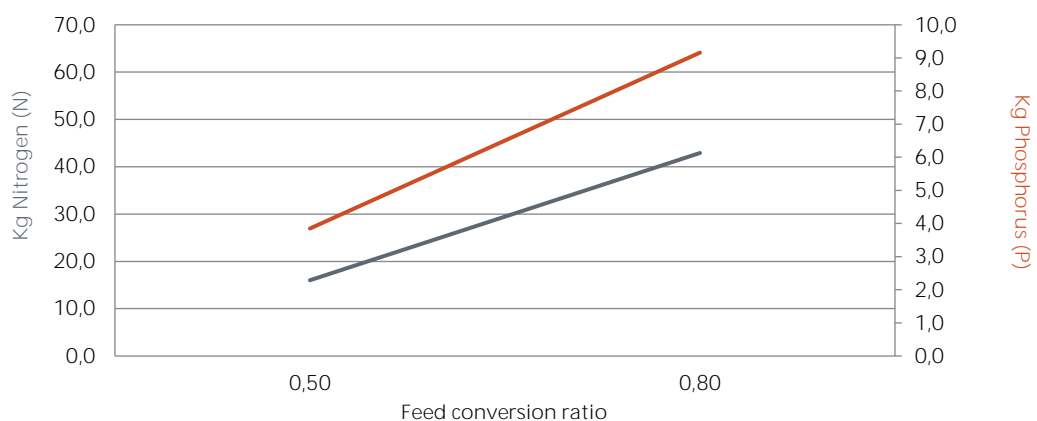
Fish weight (g)	Feed size (mm)	< 6 °C	6 °C	8 °C	10 °C	12 °C	14 °C	16 °C	18 °C	> 18 °C
0.10-0.15	0.2-0.3		2,68	3,24	3,91	4,73	5,72	6,92	5,61	
0.15-0.2	0.3-0.5	According to fish's appetite	2,45	2,97	3,59	4,34	5,25	6,35	5,14	According to fish's appetite & O2 level
0.2-0.5	0.5-0.8		2,19	2,65	3,21	3,88	4,69	5,67	4,60	
0.5-2.0	1.0		1,79	2,16	2,61	3,16	3,82	4,62	3,75	
2-5	1.0/1.5		1,43	1,73	2,10	2,54	3,07	3,71	3,01	
5-12	1.5		1,18	1,43	1,72	2,09	2,52	3,05	2,47	

* The feeding advice is expressed in % biomass/day.

* This feeding table is a guideline only and based on optimal conditions.

ECOLOGICAL FIGURES:

Discharge per 1000 kg production



The values of the nutrients and vitamins are from the time of writing.

These values can vary due to natural variation in the ingredients. We reserve the right to change our recipe.

For the exact values we refer to the label.

- High energy starter diet
- Intensive farming
- High performance
- High survival
- Phase feed for optimal efficiency



COMPOSITION:

Analyses (%)	0.3-0.5 mm	0.5-0.8 mm	1.0 mm	1.5 mm
Protein	63	62	58	56
Fat	17	18	20	22
Crude fibre	0,3	0,3	0,3	0,3
Ash	11,1	10,7	10,8	10,5
Total P	1,70	1,64	1,56	1,51
Vitamins added				
Vitamin A (IE/kg)	16667	16667	13333	13333
Energy (MJ/kg)				
Gross Energy	21,6	22,3	22,3	22,6
Digestible Energy	19,8	20,5	20,9	21,2

FEEDING TABLE FOR OPTIMAL GROWTH

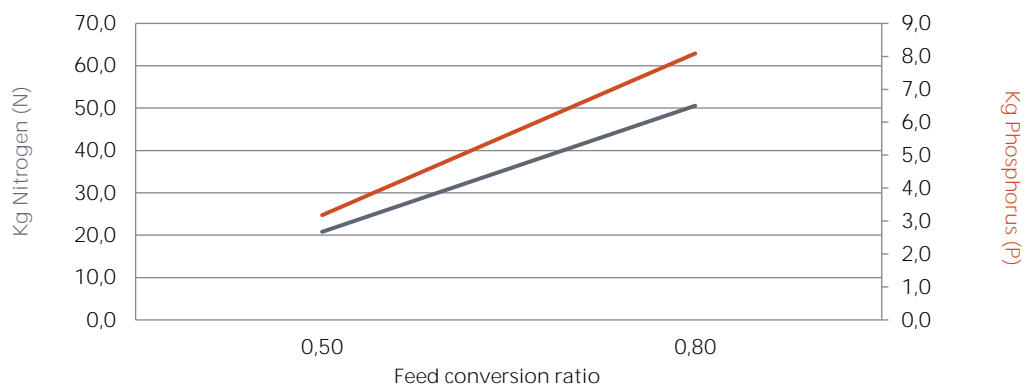
Fish weight (g)	Feed size (mm)	< 6 °C	6 °C	8 °C	10 °C	12 °C	14 °C	16 °C	18 °C	> 18 °C
<0.2	0.3-0.5	According to fish's appetite	2,41	2,91	3,52	4,26	5,15	6,23	5,05	According to fish's appetite & O2 level
0.2-0.5	0.5-0.8		2,15	2,60	3,15	3,81	4,61	5,57	4,51	
0.5-2.0	1.0		1,67	2,02	2,44	2,95	3,57	4,32	3,50	
2-5	1.0/1.5		1,36	1,64	1,99	2,40	2,91	3,51	2,85	
5-12	1.5		1,14	1,38	1,66	2,01	2,43	2,94	2,38	

* The feeding advice is expressed in % biomass/day.

* This feeding table is a guideline only and based on optimal conditions.

ECOLOGICAL FIGURES:

Discharge per 1000 kg production



The values of the nutrients and vitamins are from the time of writing.

These values can vary due to natural variation in the ingredients. We reserve the right to change our recipe.

For the exact values we refer to the label.

- Medium energy diet
- For semi-intensive farming
- High performance



COMPOSITION:

Analyses (%)		Sizes
Protein	45	2.0 mm
Fat	18	
Crude fibre	1,2	
Ash	9,0	
Total P	1,42	

Vitamins added	
Vitamin A (IE/kg)	11667

Energy (MJ/kg)	
Gross Energy	21,3
Digestible Energy	18,5

FEEDING TABLE FOR OPTIMAL GROWTH

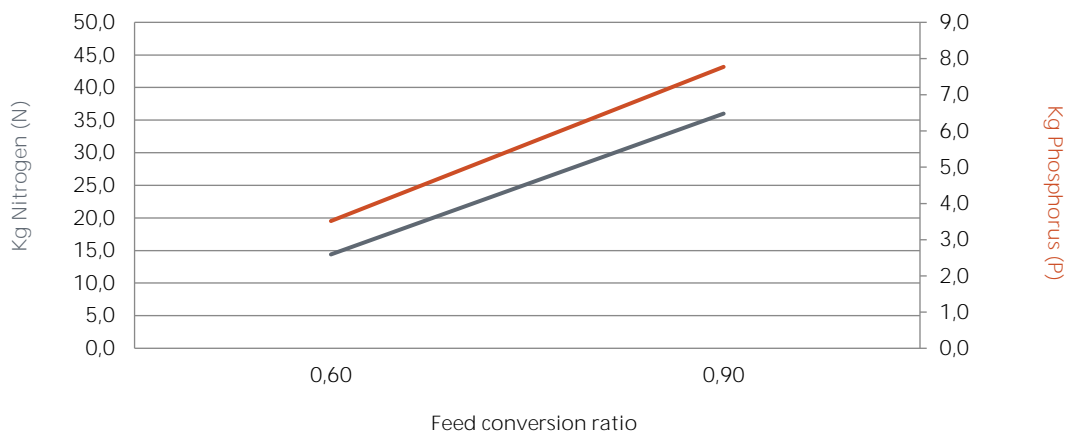
Fish weight (g)	Feed size (mm)	< 6 °C	6 °C	8 °C	10 °C	12 °C	14 °C	16 °C	18 °C	> 18 °C
10-20	2.0	According to fish's appetite	1,03	1,24	1,50	1,81	2,19	2,65	2,15	According to fish's appetite & O2 level
20-35	2.0		0,93	1,12	1,35	1,64	1,98	2,39	1,94	

* The feeding advice is expressed in % biomass/day.

* This feeding table is a guideline only and based on optimal conditions.

ECOLOGICAL FIGURES:

Discharge per 1000 kg production



The values of the nutrients and vitamins are from the time of writing.

These values can vary due to natural variation in the ingredients. We reserve the right to change our recipe.

For the exact values we refer to the label.

- High performance
- High energy diet
- Designed for RAS and intensive farming
- Beneficial DP:DE ratio



COMPOSITION:

Analyses (%)	2.0 mm
Protein	46
Fat	24
Crude fibre	1,3
Ash	7,5
Total P	1,15

Vitamins added	
Vitamin A (IE/kg)	11667

Energy (MJ/kg)	
Gross Energy	23,1
Digestible Energy	20,3

FEEDING TABLE FOR OPTIMAL GROWTH

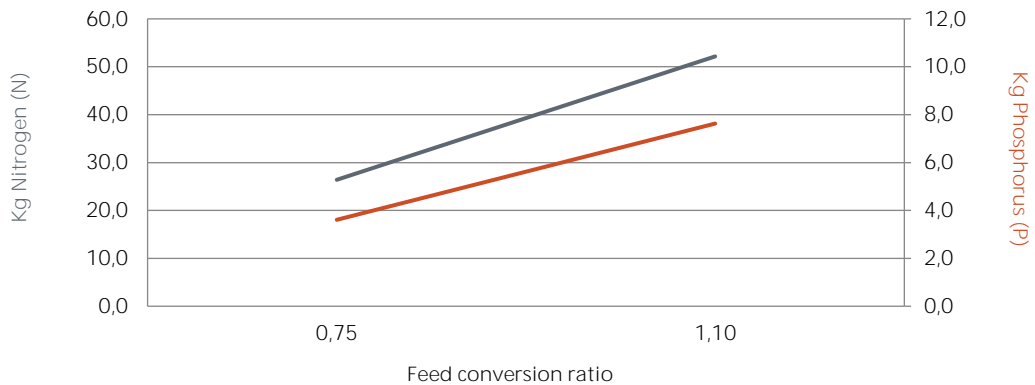
Fish weight (g)	Feed size (mm)	< 6 °C	6 °C	8 °C	10 °C	12 °C	14 °C	16 °C	18 °C	> 18 °C
10-20	2.0		0,95	1,15	1,40	1,69	2,04	2,47	2,00	
20-35	2.0	According to fish's appetite	0,86	1,04	1,26	1,52	1,84	2,23	1,81	According to fish's appetite & O2 level

* The feeding advice is expressed in % biomass/day.

* This feeding table is a guideline only and based on optimal conditions.

ECOLOGICAL FIGURES:

Discharge per 1000 kg production



The values of the nutrients and vitamins are from the time of writing.

These values can vary due to natural variation in the ingredients. We reserve the right to change our recipe.

For the exact values we refer to the label.

- Specifically designed for difficult conditions
- Counteracts environmental stress
- Also suitable for char and brown trout



COMPOSITION:

Analyses (%)

		Sizes
Protein	50	2.0 mm
Fat	18	
Crude fibre	0,8	
Ash	9,4	
Total P	1,39	

Vitamins added

Vitamin A (IE/kg)	15000
-------------------	-------

Energy (MJ/kg)

Gross Energy	21,5
Digestible Energy	19,6

FEEDING TABLE FOR LOW FEED CONVERSION RATIO (FCR)

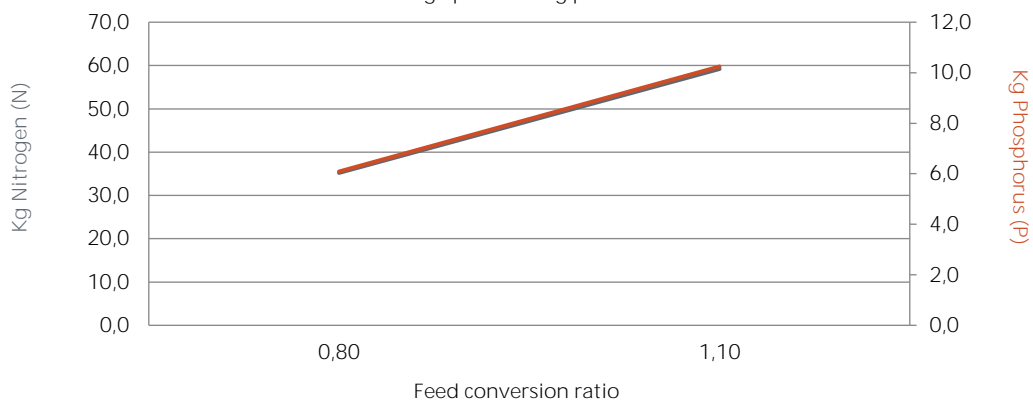
Fish weight (g)	Feed size (mm)	< 6 °C	6 °C	8 °C	10 °C	12 °C	14 °C	16 °C	18 °C	> 18 °C
10-20	2.0		1,01	1,22	1,48	1,79	2,16	2,61	2,12	
20-35	2.0	According to fish's appetite	0,91	1,10	1,34	1,61	1,95	2,36	1,91	According to fish's appetite & O2 level

* The feeding advice is expressed in % biomass/day.

* This feeding table is a guideline only and based on optimal conditions.

ECOLOGICAL FIGURES:

Discharge per 1000 kg production



The values of the nutrients and vitamins are from the time of writing.

These values can vary due to natural variation in the ingredients. We reserve the right to change our recipe.

For the exact values we refer to the label.

- Medium energy diet
- For semi-intensive farming
- Good performance
- High flesh quality



COMPOSITION:

Analyses (%)		Sizes
Protein	39 - 41	3.0 mm
Fat	19 - 22	4.5 mm
Crude fibre	1 - 2	6.0 mm
Ash	4 - 8	
Total P	1,06	

Vitamins added	
Vitamin A (IE/kg)	8936

Energy (MJ/kg)	
Gross Energy	21,2 - 23,2
Digestible Energy	18,8 - 19,2
Net energy	14,2

FEEDING TABLE FOR LOW FEED CONVERSION RATIO (FCR)

Fish weight (g)	Feed size (mm)	< 6 °C	6 °C	8 °C	10 °C	12 °C	14 °C	16 °C	18 °C	> 18 °C
35-100	3.0		0,77	0,93	1,12	1,36	1,64	1,99	1,61	
100-200	3.0/4.5		0,62	0,75	0,90	1,09	1,32	1,59	1,29	
200-300	4.5		0,56	0,67	0,81	0,98	1,19	1,44	1,17	
300-400	4.5	According to fish's appetite	0,52	0,63	0,76	0,92	1,11	1,35	1,09	
400-500	6.0		0,49	0,60	0,72	0,87	1,06	1,28	1,04	
500-750	6.0		0,47	0,56	0,68	0,83	1,00	1,21	0,98	According to fish's appetite & O2 level
750-1000	6.0		0,44	0,53	0,64	0,77	0,93	1,13	0,91	
1000-1500	6.0		0,40	0,49	0,59	0,71	0,86	1,04	0,85	
1500-2000	6.0	0,38	0,46	0,55	0,67	0,81	0,98	0,79		
2000-3000	6.0	0,35	0,42	0,51	0,62	0,75	0,91	0,74		

FEEDING TABLE FOR OPTIMAL GROWTH

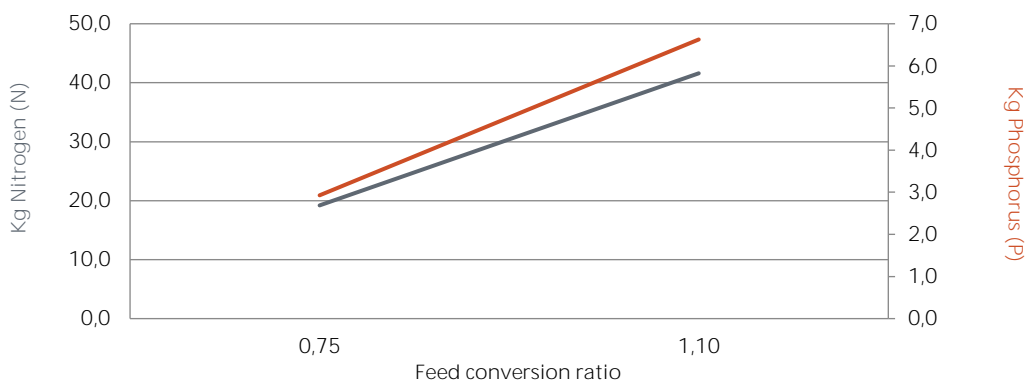
Fish weight (g)	Feed size (mm)	< 6 °C	6 °C	8 °C	10 °C	12 °C	14 °C	16 °C	18 °C	> 18 °C
35-100	3.0		1,11	1,35	1,63	1,97	2,38	2,88	2,33	
100-200	3.0/4.5		0,89	1,08	1,31	1,58	1,91	2,31	1,87	According to fish's appetite & O2 level
200-300	4.5	According to fish's appetite	0,81	0,98	1,18	1,43	1,73	2,09	1,69	
300-400	4.5		0,75	0,91	1,10	1,33	1,61	1,95	1,58	
400-500	6.0		0,72	0,87	1,05	1,27	1,53	1,86	1,50	
500-750	6.0		0,68	0,82	0,99	1,20	1,45	1,75	1,42	
750-1000	6.0		0,63	0,76	0,92	1,12	1,35	1,63	1,32	
1000-1500	6.0	0,58	0,71	0,86	1,03	1,25	1,51	1,23		
1500-2000	6.0	0,55	0,66	0,80	0,97	1,17	1,41	1,15		
2000-3000	6.0	0,51	0,62	0,74	0,90	1,09	1,32	1,07		

* The feeding advice is expressed in % biomass/day.

* This feeding table is a guideline only and based on optimal conditions.

ECOLOGICAL FIGURES:

Discharge per 1000 kg production



The values of the nutrients and vitamins are from the time of writing.

These values can vary due to natural variation in the ingredients. We reserve the right to change our recipe.

For the exact values we refer to the label.

- Medium energy diet
- For semi-intensive farming
- Good performance
- High flesh quality



COMPOSITION:

Analyses (%)		Sizes
Protein	43 - 45	3.0 mm
Fat	20 - 23	4.5 mm
Crude fibre	1 - 2	6.0 mm
Ash	4 - 8	
Total P	0,98	

Vitamins added

Vitamin A (IE/kg)	9138
-------------------	------

Energy (MJ/kg)

Gross Energy	21,4 - 23,4
Digestible Energy	19,0 - 19,3
Net energy	14,20

FEEDING TABLE FOR LOW FEED CONVERSION RATIO (FCR)

Fish weight (g)	Feed size (mm)	< 6 °C	6 °C	8 °C	10 °C	12 °C	14 °C	16 °C	18 °C	> 18 °C
35-100	3.0		0,76	0,92	1,11	1,34	1,62	1,96	1,59	
100-200	3.0/4.5		0,61	0,74	0,89	1,08	1,30	1,57	1,27	
200-300	4.5		0,55	0,66	0,80	0,97	1,17	1,42	1,15	According to fish's appetite & O2 level
300-400	4.5	According to fish's appetite	0,51	0,62	0,75	0,91	1,10	1,33	1,08	
400-500	6.0		0,49	0,59	0,71	0,86	1,04	1,26	1,02	
500-750	6.0		0,46	0,56	0,67	0,81	0,99	1,19	0,97	
750-1000	6.0		0,43	0,52	0,63	0,76	0,92	1,11	0,90	
1000-1500	6.0		0,40	0,48	0,58	0,70	0,85	1,03	0,83	
1500-2000	6.0		0,37	0,45	0,54	0,66	0,80	0,96	0,78	
2000-3000	6.0		0,35	0,42	0,51	0,61	0,74	0,90	0,73	

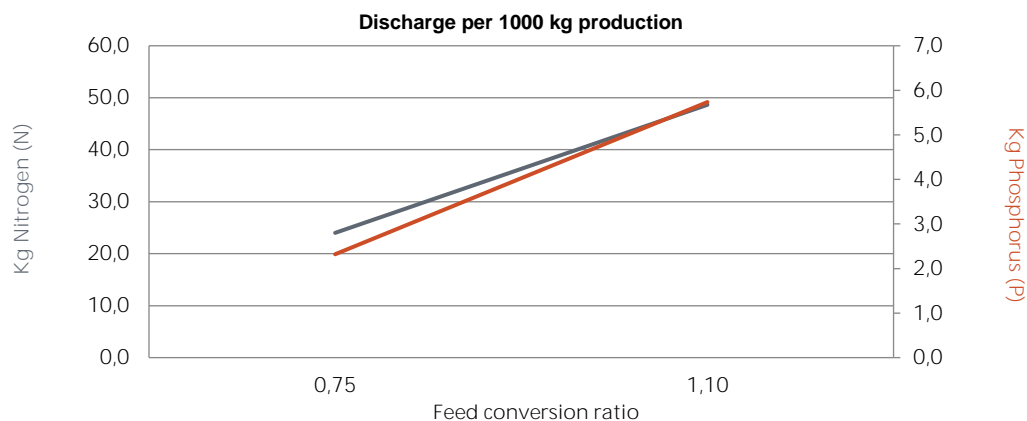
FEEDING TABLE FOR OPTIMAL GROWTH

Fish weight (g)	Feed size (mm)	< 6 °C	6 °C	8 °C	10 °C	12 °C	14 °C	16 °C	18 °C	> 18 °C
35-100	3.0		1,10	1,33	1,61	1,94	2,35	2,84	2,30	
100-200	3.0/4.5		0,88	1,07	1,29	1,56	1,89	2,28	1,85	
200-300	4.5		0,80	0,96	1,16	1,41	1,70	2,06	1,67	According to fish's appetite & O2 level
300-400	4.5	According to fish's appetite	0,74	0,90	1,09	1,32	1,59	1,92	1,56	
400-500	6.0		0,71	0,86	1,04	1,25	1,51	1,83	1,48	
500-750	6.0		0,67	0,81	0,98	1,18	1,43	1,73	1,40	
750-1000	6.0		0,62	0,75	0,91	1,10	1,33	1,61	1,31	
1000-1500	6.0		0,58	0,70	0,84	1,02	1,23	1,49	1,21	
1500-2000	6.0		0,54	0,65	0,79	0,95	1,15	1,39	1,13	
2000-3000	6.0		0,50	0,61	0,73	0,89	1,07	1,30	1,05	

* The feeding advice is expressed in % biomass/day.

* This feeding table is a guideline only and based on optimal conditions.

ECOLOGICAL FIGURES:



The values of the nutrients and vitamins are from the time of writing.

These values can vary due to natural variation in the ingredients. We reserve the right to change our recipe.

For the exact values we refer to the label.

- High in animal protein and free from soya
- Good for restocking and angling purposes
- High flesh quality and gutted weight ratio



COMPOSITION:

Analyses (%)	3.0 mm	4.5-6.0 mm
Protein	45-47	45-47
Fat	19-21	21-23
Crude fibre	0,5-1,0	0,5-1,0
Ash	6-10	6-10
Total P	1,17	1,05

Vitamins added

Vitamin A (IE/kg)	15000	15000
-------------------	-------	-------

Energy (MJ/kg)

Gross Energy	21,0 - 23,0	21,3 - 23,3
Digestible Energy	19,6 - 20,0	20,0 - 20,4
Net energy	14,6	15,0

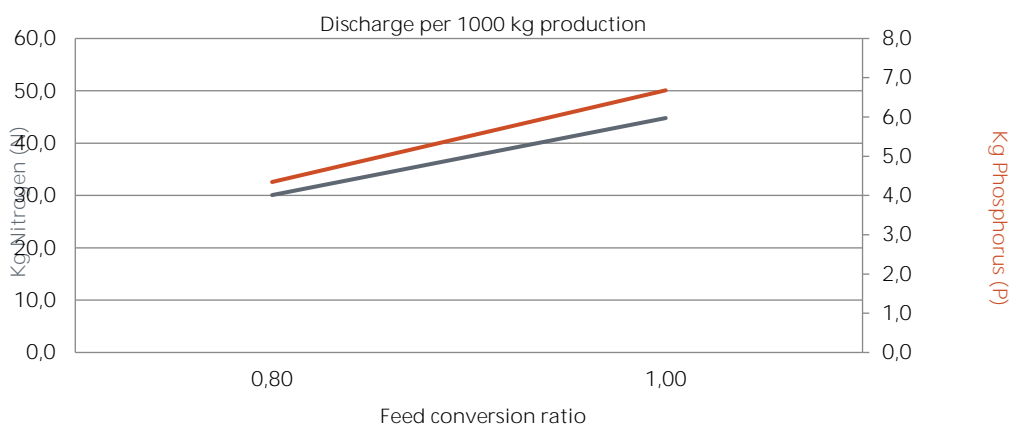
FEEDING TABLE FOR LOW FEED CONVERSION RATIO (FCR)

Fish weight (g)	Feed size (mm)	< 6 °C	6 °C	8 °C	10 °C	12 °C	14 °C	16 °C	18 °C	> 18 °C
20-30	3.0	According to fish's appetite	0,75	1,15	1,50	1,60	1,60	1,50	1,25	According to fish's appetite & O2 level
30-70	3.0		0,70	1,05	1,35	1,45	1,45	1,35	1,10	
70-200	4.5		0,60	0,85	1,00	1,10	1,10	1,05	0,90	
200-400	4.5		0,50	0,70	0,80	0,90	0,90	0,85	0,70	
400-700	6.0		0,40	0,65	0,75	0,85	0,85	0,80	0,65	
700-1000	6.0		0,40	0,60	0,70	0,80	0,80	0,75	0,60	

* The feeding advice is expressed in % biomass/day.

* This feeding table is a guideline only and based on optimal conditions.

ECOLOGICAL FIGURES:



The values of the nutrients and vitamins are from the time of writing.

These values can vary due to natural variation in the ingredients. We reserve the right to change our recipe.

For the exact values we refer to the label.

- Designed for RAS and intensive farming
- High performance
- Beneficial DP:DE ratio
- High energy phase feeding diet



COMPOSITION:

Analyses (%)	3.0 mm	4.5 mm	6.0 mm
Protein	41 - 44	41 - 43	40 - 43
Fat	28 - 31	30 - 33	31 - 34
Crude fibre	1 - 2	1 - 2	1 - 2
Ash	4 - 8	4 - 8	4 - 8
Total P	0,93	0,91	0,85

Vitamins added

Vitamin A (IE/kg)	3.0 mm	4.5 mm	6.0 mm
Vitamin A (IE/kg)	10000	10000	10000

Energy (MJ/kg)

Energy (MJ/kg)	3.0 mm	4.5 mm	6.0 mm
Gross Energy	23,5 - 25,5	23,7 - 25,7	24,1 - 26,1
Digestible Energy	21,9 - 22,2	22,1 - 22,4	22,5 - 22,8
Net energy	16,8	17,1	17,4

FEEDING TABLE FOR LOW FEED CONVERSION RATIO (FCR)

Fish weight (g)	Feed size (mm)	< 6 °C	6 °C	8 °C	10 °C	12 °C	14 °C	16 °C	18 °C	> 18 °C
35-100	3.0		0,70	0,85	1,03	1,25	1,51	1,82	1,48	
100-200	3.0/4.5		0,57	0,68	0,83	1,00	1,21	1,46	1,18	
200-300	4.5	According to fish's appetite	0,51	0,62	0,75	0,90	1,09	1,32	1,07	According to fish's appetite & O2 level
300-400	4.5		0,48	0,58	0,70	0,84	1,02	1,23	1,00	
400-500	6.0		0,45	0,55	0,66	0,80	0,97	1,17	0,95	
500-750	6.0		0,43	0,52	0,63	0,76	0,92	1,11	0,90	
750-1000	6.0		0,40	0,48	0,58	0,71	0,85	1,03	0,84	
1000-1500	6.0		0,37	0,45	0,54	0,65	0,79	0,96	0,78	
1500-2000	6.0		0,35	0,42	0,51	0,61	0,74	0,89	0,72	
2000-3000	6.0		0,32	0,39	0,47	0,57	0,69	0,83	0,67	

FEEDING TABLE FOR OPTIMAL GROWTH

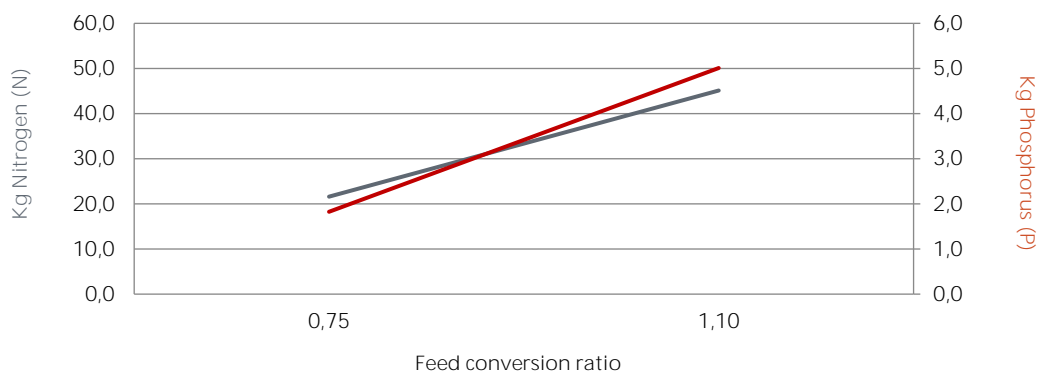
Fish weight (g)	Feed size (mm)	< 6 °C	6 °C	8 °C	10 °C	12 °C	14 °C	16 °C	18 °C	> 18 °C
35-100	3.0		1,02	1,23	1,49	1,81	2,18	2,64	2,14	
100-200	3.0/4.5		0,82	0,99	1,20	1,45	1,75	2,12	1,72	
200-300	4.5	According to fish's appetite	0,74	0,89	1,08	1,31	1,58	1,91	1,55	According to fish's appetite & O2 level
300-400	4.5		0,69	0,84	1,01	1,22	1,48	1,79	1,45	
400-500	6.0		0,66	0,80	0,96	1,16	1,41	1,70	1,38	
500-750	6.0		0,62	0,75	0,91	1,10	1,33	1,61	1,30	
750-1000	6.0		0,58	0,70	0,85	1,02	1,24	1,50	1,21	
1000-1500	6.0		0,54	0,65	0,78	0,95	1,15	1,39	1,12	
1500-2000	6.0		0,50	0,61	0,73	0,89	1,07	1,30	1,05	
2000-3000	6.0		0,47	0,56	0,68	0,83	1,00	1,21	0,98	

* The feeding advice is expressed in % biomass/day.

* This feeding table is a guideline only and based on optimal conditions.

ECOLOGICAL FIGURES:

Discharge per 1000 kg production



The values of the nutrients and vitamins are from the time of writing.

These values can vary due to natural variation in the ingredients. We reserve the right to change our recipe.

For the exact values we refer to the label.

- For semi-intensive farming
- Good performance
- Phase feed for optimal efficiency
- Optical feeding control



COMPOSITION:

Analyses (%)	3.0 mm	4.5 mm	6.0 mm
Protein	39 - 42	39 - 41	38 - 41
Fat	18 - 21	19 - 21	19 - 22
Crude fibre	1 - 2	1 - 2	1 - 2
Ash	4 - 8	4 - 8	4 - 8
Total P	0,87	0,88	0,87

Vitamins added

Vitamin A (IE/kg)	8868	8868	8868
-------------------	------	------	------

Energy (MJ/kg)

Gross Energy	20,9 - 22,9	21,1 - 23,1	21,3 - 23,3
Digestible Energy	18,5 - 18,9	18,7 - 19,1	18,9 - 19,3
Net energy	13,8	14,0	14,2

FEEDING TABLE FOR LOW FEED CONVERSION RATIO (FCR)

Fish weight (g)	Feed size (mm)	< 6 °C	6 °C	8 °C	10 °C	12 °C	14 °C	16 °C	18 °C	> 18 °C
35-100	3.0		0,78	0,94	1,14	1,37	1,66	2,01	1,63	
100-200	3.0/4.5		0,62	0,75	0,91	1,10	1,33	1,61	1,31	
200-300	4.5	According to fish's appetite	0,56	0,68	0,82	1,00	1,20	1,46	1,18	According to fish's appetite & O2 level
300-400	4.5		0,53	0,64	0,77	0,93	1,13	1,36	1,10	
400-500	6.0		0,50	0,61	0,73	0,89	1,07	1,30	1,05	
500-750	6.0		0,47	0,57	0,69	0,84	1,01	1,22	0,99	
750-1000	6.0		0,44	0,53	0,65	0,78	0,94	1,14	0,92	
1000-1500	6.0		0,41	0,49	0,60	0,72	0,87	1,06	0,86	
1500-2000	6.0		0,38	0,46	0,56	0,68	0,82	0,99	0,80	
2000-3000	6.0		0,36	0,43	0,52	0,63	0,76	0,92	0,74	

FEEDING TABLE FOR OPTIMAL GROWTH

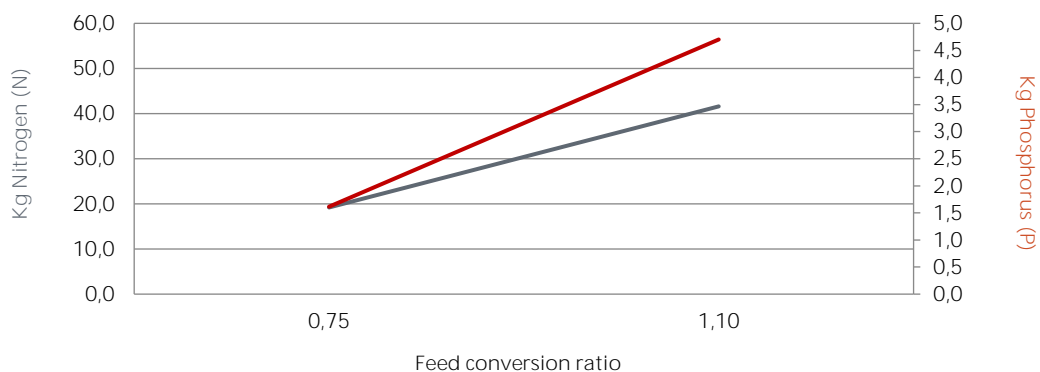
Fish weight (g)	Feed size (mm)	< 6 °C	6 °C	8 °C	10 °C	12 °C	14 °C	16 °C	18 °C	> 18 °C
35-100	3.0		1,13	1,36	1,65	1,99	2,41	2,91	2,36	
100-200	3.0/4.5		0,90	1,09	1,32	1,60	1,93	2,34	1,90	
200-300	4.5	According to fish's appetite	0,82	0,99	1,19	1,44	1,75	2,11	1,71	According to fish's appetite & O2 level
300-400	4.5		0,76	0,92	1,12	1,35	1,63	1,97	1,60	
400-500	6.0		0,73	0,88	1,06	1,28	1,55	1,88	1,52	
500-750	6.0		0,69	0,83	1,00	1,21	1,47	1,77	1,44	
750-1000	6.0		0,64	0,77	0,94	1,13	1,37	1,65	1,34	
1000-1500	6.0		0,59	0,72	0,87	1,05	1,27	1,53	1,24	
1500-2000	6.0		0,55	0,67	0,81	0,98	1,18	1,43	1,16	
2000-3000	6.0		0,52	0,62	0,75	0,91	1,10	1,33	1,08	

* The feeding advice is expressed in % biomass/day.

* This feeding table is a guideline only and based on optimal conditions.

ECOLOGICAL FIGURES:

Discharge per 1000 kg production



The values of the nutrients and vitamins are from the time of writing.

These values can vary due to natural variation in the ingredients. We reserve the right to change our recipe.

For the exact values we refer to the label.

- High performance
- Optical feeding control
- Beneficial DP:DE ratio
- Designed for RAS and intensive farming



COMPOSITION:

Analyses (%)	3.0 mm	4.5 mm
Protein	43 - 45	42 - 44
Fat	24 - 27	26 - 29
Crude fibre	1 - 2	1 - 2
Ash	4 - 8	4 - 8
Total P	0,93	0,89

Vitamins added	3.0 mm	4.5 mm
Vitamin A (IE/kg)	9678	9678

Energy (MJ/kg)	3.0 mm	4.5 mm
Gross Energy	22,5 - 24,5	23,0 - 25,0
Digestible Energy	20,5 - 20,9	21,0 - 21,4
Net energy	15,7	16,2

FEEDING TABLE FOR LOW FEED CONVERSION RATIO (FCR)

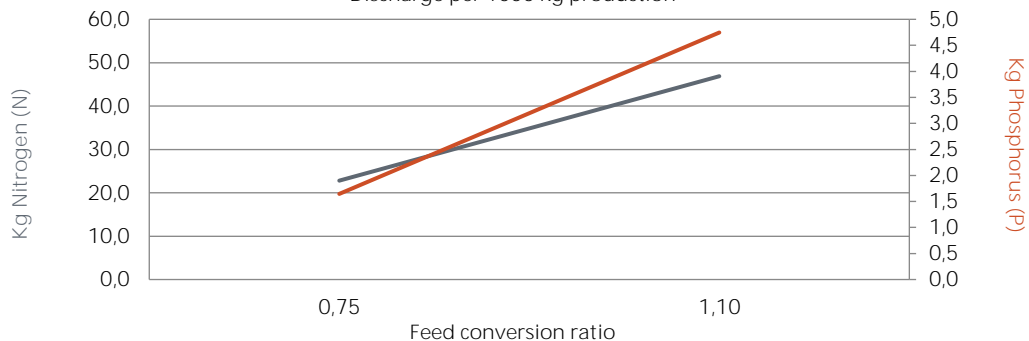
Fish weight (g)	Feed size (mm)	< 6 °C	6 °C	8 °C	10 °C	12 °C	14 °C	16 °C	18 °C	> 18 °C
35-100	3.0		0,72	0,87	1,05	1,27	1,54	1,86	1,51	
100-200	3.0/4.5	According to fish's appetite	0,58	0,70	0,84	1,02	1,23	1,49	1,21	According to fish's appetite & O2 level
200-300	4.5		0,52	0,63	0,76	0,92	1,11	1,35	1,09	
300-400	4.5		0,49	0,59	0,71	0,86	1,04	1,26	1,02	
400-500	4.5		0,46	0,56	0,68	0,82	0,99	1,20	0,97	
500-750	4.5		0,44	0,53	0,64	0,77	0,94	1,13	0,92	
750-1000	4.5	0,41	0,49	0,60	0,72	0,87	1,05	0,85		

FEEDING TABLE FOR OPTIMAL GROWTH

Fish weight (g)	Feed size (mm)	< 6 °C	6 °C	8 °C	10 °C	12 °C	14 °C	16 °C	18 °C	> 18 °C
35-100	3.0		1,04	1,26	1,52	1,84	2,23	2,70	2,18	
100-200	3.0/4.5	According to fish's appetite	0,84	1,01	1,22	1,48	1,79	2,16	1,75	According to fish's appetite & O2 level
200-300	4.5		0,76	0,91	1,10	1,34	1,62	1,95	1,58	
300-400	4.5		0,71	0,85	1,03	1,25	1,51	1,83	1,48	
400-500	4.5		0,67	0,81	0,98	1,19	1,44	1,74	1,41	
500-750	4.5		0,63	0,77	0,93	1,12	1,36	1,64	1,33	
750-1000	4.5	0,59	0,72	0,87	1,05	1,26	1,53	1,24		

ECOLOGICAL FIGURES:

Discharge per 1000 kg production



The values of the nutrients and vitamins are from the time of writing.

These values can vary due to natural variation in the ingredients. We reserve the right to change our recipe.

For the exact values we refer to the label.

- Designed for RAS and intensive farming
- High performance
- Very suitable for char and hybrids
- Beneficial DP:DE ratio
- High energy phase feeding diet



COMPOSITION:

Analyses (%)	3.0 mm	4.5 mm
Protein	43 - 45	42 - 44
Fat	24 - 27	26 - 29
Crude fibre	1 - 2	1 - 2
Ash	4 - 8	4 - 8
Total P	0,89	0,86

Vitamins added

Vitamin A (IE/kg)	9678	9678
-------------------	------	------

Energy (MJ/kg)

Gross Energy	22,5 - 24,5	23,0 - 25,0
Digestible Energy	20,4 - 20,8	20,9 - 21,3
Net energy	15,7	16,2

FEEDING TABLE FOR LOW FEED CONVERSION RATIO (FCR)

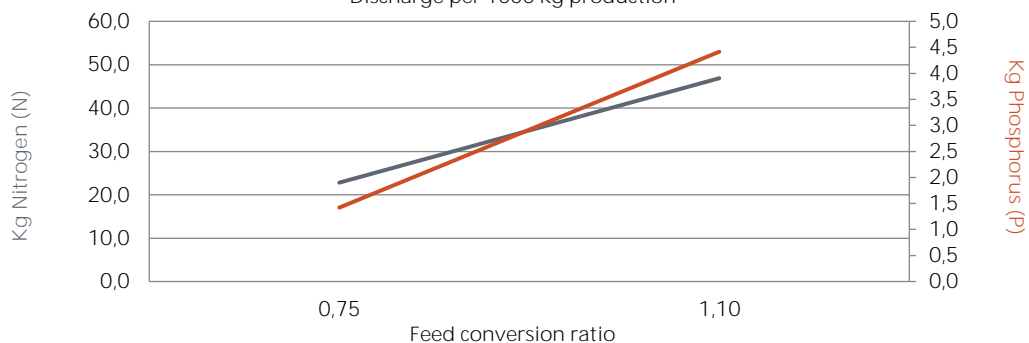
Fish weight (g)	Feed size (mm)	< 6 °C	6 °C	8 °C	10 °C	12 °C	14 °C	16 °C	18 °C	> 18 °C
35-100	3.0	According to fish's appetite	0,72	0,87	1,05	1,27	1,54	1,86	1,51	According to fish's appetite & O2 level
100-200	3.0/4.5		0,58	0,70	0,84	1,02	1,23	1,49	1,21	
200-300	4.5		0,52	0,63	0,76	0,92	1,11	1,35	1,09	
300-400	4.5		0,49	0,59	0,71	0,86	1,04	1,26	1,02	
400-500	4.5		0,46	0,56	0,68	0,82	0,99	1,20	0,97	
500-750	4.5		0,44	0,53	0,64	0,77	0,94	1,13	0,92	
750-1000	4.5		0,41	0,49	0,60	0,72	0,87	1,05	0,85	

FEEDING TABLE FOR OPTIMAL GROWTH

Fish weight (g)	Feed size (mm)	< 6 °C	6 °C	8 °C	10 °C	12 °C	14 °C	16 °C	18 °C	> 18 °C
35-100	3.0	According to fish's appetite	1,04	1,26	1,52	1,84	2,23	2,70	2,18	According to fish's appetite & O2 level
100-200	3.0/4.5		0,84	1,01	1,22	1,48	1,79	2,16	1,75	
200-300	4.5		0,76	0,91	1,10	1,34	1,62	1,95	1,58	
300-400	4.5		0,71	0,85	1,03	1,25	1,51	1,83	1,48	
400-500	4.5		0,67	0,81	0,98	1,19	1,44	1,74	1,41	
500-750	4.5		0,63	0,77	0,93	1,12	1,36	1,64	1,33	
750-1000	4.5		0,59	0,72	0,87	1,05	1,26	1,53	1,24	

ECOLOGICAL FIGURES:

Discharge per 1000 kg production



The values of the nutrients and vitamins are from the time of writing.

These values can vary due to natural variation in the ingredients. We reserve the right to change our recipe.

For the exact values we refer to the label.

- Good for restocking farms
- Strong well shaped fish
- Ideal for brown trout



COMPOSITION:

Analyses (%)		Sizes
Protein	49	4.5 mm
Fat	16	
Crude fibre	1,1	
Ash	11,5	
Total P	1,57	
Astaxanthin (mg/kg)	15	

Vitamins added

Vitamin A (IE/kg)	15000
-------------------	-------

Energy (MJ/kg)

Gross Energy	20,5
Digestible Energy	18,3

FEEDING TABLE FOR LOW FEED CONVERSION RATIO (FCR)

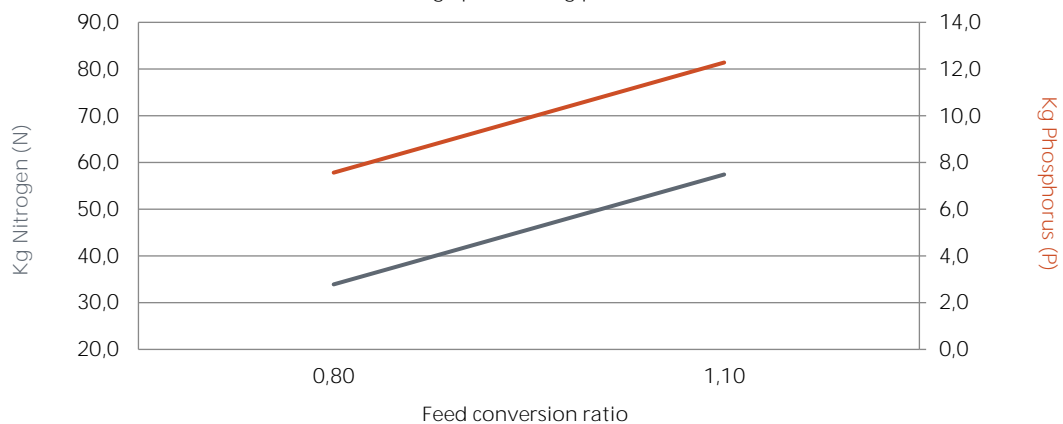
Fish weight (g)	Feed size (mm)	< 6 °C	6 °C	8 °C	10 °C	12 °C	14 °C	16 °C	18 °C	> 18 °C
70-200	4.5		0,85	1,00	1,15	1,30	1,35	1,30	1,10	
200-400	4.5	According to fish's appetite	0,75	0,90	1,05	1,20	1,25	1,20	1,00	According to fish's appetite & O2 level

* The feeding advice is expressed in % biomass/day.

* This feeding table is a guideline only and based on optimal conditions.

ECOLOGICAL FIGURES:

Discharge per 1000 kg production



The values of the nutrients and vitamins are from the time of writing.

These values can vary due to natural variation in the ingredients. We reserve the right to change our recipe.

For the exact values we refer to the label.

- Medium energy diet
- Good performance
- High flesh quality
- For semi-intensive farming



COMPOSITION:

Analyses (%)

		Sizes
Protein	41 - 44	4.5 mm
Fat	20 - 23	6.0 mm
Crude fibre	1 - 2	8.0 mm
Ash	4 - 8	
Total P	0,87	
Astaxanthin (mg/kg)	80	

Vitamins added

Vitamin A (IE/kg)	9067
-------------------	------

Energy (MJ/kg)

Gross Energy	21,4 - 23,4
Digestible Energy	19,2 - 19,5
Net energy	14,2

FEEDING TABLE FOR LOW FEED CONVERSION RATIO (FCR)

Fish weight (g)	Feed size (mm)	< 6 °C	6 °C	8 °C	10 °C	12 °C	14 °C	16 °C	18 °C	> 18 °C
100-200	4.5	According to fish's appetite	0,61	0,74	0,89	1,08	1,30	1,57	1,27	According to fish's appetite & O2 level
200-300	4.5		0,55	0,66	0,80	0,97	1,17	1,42	1,15	
300-400	4.5		0,51	0,62	0,75	0,91	1,10	1,33	1,08	
400-500	6.0		0,49	0,59	0,71	0,86	1,04	1,26	1,02	
500-750	6.0		0,46	0,56	0,67	0,81	0,99	1,19	0,97	
750-1000	6.0		0,43	0,52	0,63	0,76	0,92	1,11	0,90	
1000-1500	8.0		0,40	0,48	0,58	0,70	0,85	1,03	0,83	
1500-2000	8.0		0,37	0,45	0,54	0,66	0,80	0,96	0,78	
2000-3000	8.0		0,35	0,42	0,51	0,61	0,74	0,90	0,73	

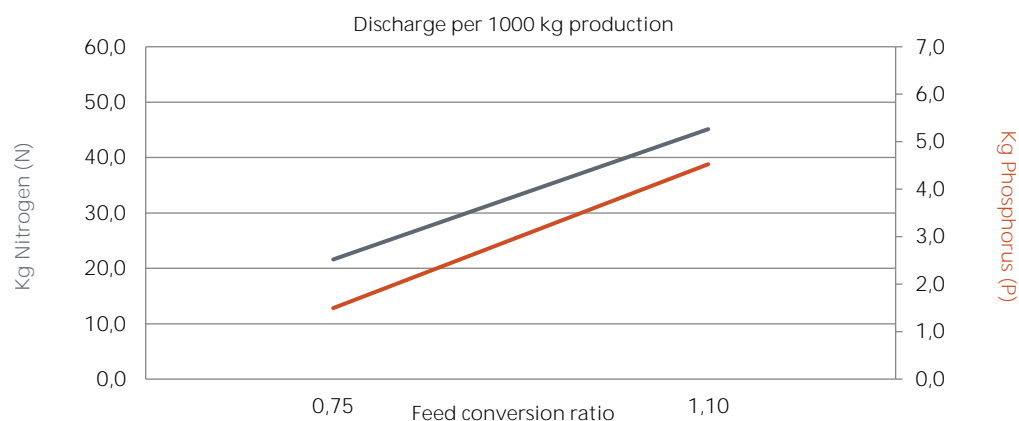
FEEDING TABLE FOR OPTIMAL GROWTH

Fish weight (g)	Feed size (mm)	< 6 °C	6 °C	8 °C	10 °C	12 °C	14 °C	16 °C	18 °C	> 18 °C
100-200	4.5	According to fish's appetite	0,88	1,07	1,29	1,56	1,89	2,28	1,85	According to fish's appetite & O2 level
200-300	4.5		0,80	0,96	1,16	1,41	1,70	2,06	1,67	
300-400	4.5		0,74	0,90	1,09	1,32	1,59	1,92	1,56	
400-500	6.0		0,71	0,86	1,04	1,25	1,51	1,83	1,48	
500-750	6.0		0,67	0,81	0,98	1,18	1,43	1,73	1,40	
750-1000	6.0		0,62	0,75	0,91	1,10	1,33	1,61	1,31	
1000-1500	8.0		0,58	0,70	0,84	1,02	1,23	1,49	1,21	
1500-2000	8.0		0,54	0,65	0,79	0,95	1,15	1,39	1,13	
2000-3000	8.0		0,50	0,61	0,73	0,89	1,07	1,30	1,05	

* The feeding advice is expressed in % biomass/day.

* This feeding table is a guideline only and based on optimal conditions.

ECOLOGICAL FIGURES:



The values of the nutrients and vitamins are from the time of writing.

These values can vary due to natural variation in the ingredients. We reserve the right to change our recipe.

For the exact values we refer to the label.

- High flesh quality and gutted weight ratio
- High in animal protein and free from soya
- Good for restocking and angling purposes



COMPOSITION:

Analyses (%)	4.5-6.0 mm	8.0 mm
Protein	45-47	43-45
Fat	21-23	23-25
Crude fibre	0,5-1,0	0,5-1,0
Ash	6-10	6-10
Total P	1,18	1,10
Astaxanthin (mg/kg)	80	80

Vitamins added

	4.5-6.0 mm	8.0 mm
Vitamin A (IE/kg)	15000	15316

Energy (MJ/kg)

	4.5-6.0 mm	8.0 mm
Gross Energy	21,3 - 23,3	21,6 - 23,6
Digestible Energy	19,9 - 20,3	20,3 - 20,6
Net energy	15,0	15,4

FEEDING TABLE FOR LOW FEED CONVERSION RATIO (FCR)

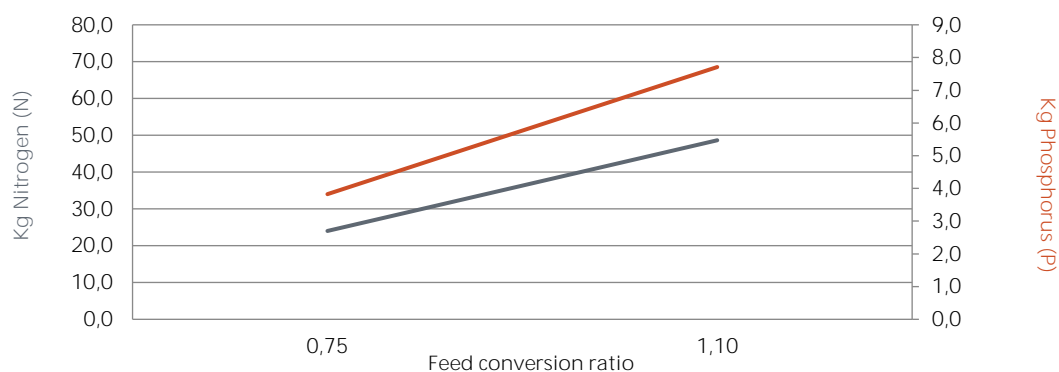
Fish weight (g)	Feed size (mm)	< 6 °C	6 °C	8 °C	10 °C	12 °C	14 °C	16 °C	18 °C	> 18 °C
70-200	4.5	According to fish's appetite	0,60	0,85	1,00	1,10	1,10	1,05	0,90	According to fish's appetite & O2 level
200-400	4.5		0,50	0,70	0,80	0,90	0,90	0,85	0,70	
400-700	6.0		0,40	0,65	0,75	0,85	0,85	0,80	0,65	
700-1000	6.0		0,40	0,60	0,70	0,80	0,80	0,75	0,60	
1000-1500	8.0		0,35	0,55	0,65	0,75	0,75	0,70	0,55	
1500-2000	8.0		0,30	0,45	0,55	0,70	0,70	0,65	0,50	
≥ 2000	8.0	0,25	0,4	0,5	0,6	0,6	0,55	0,45		

* The feeding advice is expressed in % biomass/day.

* This feeding table is a guideline only and based on optimal conditions.

ECOLOGICAL FIGURES:

Discharge per 1000 kg production



The values of the nutrients and vitamins are from the time of writing.

These values can vary due to natural variation in the ingredients. We reserve the right to change our recipe.

For the exact values we refer to the label.

- Designed for RAS and intensive farming
- High performance
- High energy phase feeding diet
- Beneficial DP:DE ratio



COMPOSITION:

Analyses (%)	3.0 mm	4.5 mm	6.0 mm
Protein	41 - 44	41 - 43	40 - 43
Fat	29 - 32	30 - 33	31 - 34
Crude fibre	1 - 2	1 - 2	1 - 2
Ash	4 - 8	4 - 8	4 - 8
Total P	0,94	0,94	0,94
Astaxanthin (mg/kg)	80	80	80

Vitamins added

Vitamin A (IE/kg)	10000	10000	10000
-------------------	-------	-------	-------

Energy (MJ/kg)

Gross Energy	23,5 - 25,5	23,7 - 25,7	24,1 - 26,1
Digestible Energy	21,8 - 22,2	22,0 - 22,3	22,2 - 22,6
Net energy	16,8	17,1	17,4

FEEDING TABLE FOR LOW FEED CONVERSION RATIO (FCR)

Fish weight (g)	Feed size (mm)	< 6 °C	Temperature (°C)							> 18 °C
			6 °C	8 °C	10 °C	12 °C	14 °C	16 °C	18 °C	
35-100	3.0		0,70	0,85	1,03	1,25	1,51	1,82	1,48	
100-200	3.0/4.5	According to fish's appetite	0,57	0,68	0,83	1,00	1,21	1,46	1,18	According to fish's appetite & O2 level
200-300	4.5		0,51	0,62	0,75	0,90	1,09	1,32	1,07	
300-400	4.5		0,48	0,58	0,70	0,84	1,02	1,23	1,00	
400-500	6.0		0,45	0,55	0,66	0,80	0,97	1,17	0,95	
500-750	6.0		0,43	0,52	0,63	0,76	0,92	1,11	0,90	
750-1000	6.0		0,40	0,48	0,58	0,71	0,85	1,03	0,84	
1000-1500	6.0		0,40	0,48	0,58	0,71	0,85	1,03	0,84	
1500-2000	6.0		0,37	0,45	0,54	0,65	0,79	0,96	0,78	
2000-3000	6.0		0,35	0,42	0,51	0,61	0,74	0,89	0,72	

FEEDING TABLE FOR OPTIMAL GROWTH

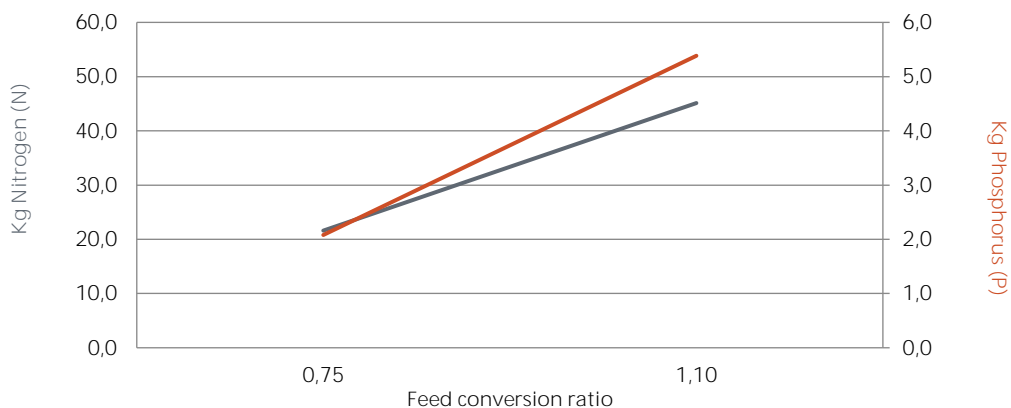
Fish weight (g)	Feed size (mm)	< 6 °C	Temperature (°C)							> 18 °C
			6 °C	8 °C	10 °C	12 °C	14 °C	16 °C	18 °C	
35-100	3.0		1,02	1,23	1,49	1,81	2,18	2,64	2,14	
100-200	3.0/4.5	According to fish's appetite	0,82	0,99	1,20	1,45	1,75	2,12	1,72	According to fish's appetite & O2 level
200-300	4.5		0,74	0,89	1,08	1,31	1,58	1,91	1,55	
300-400	4.5		0,69	0,84	1,01	1,22	1,48	1,79	1,45	
400-500	6.0		0,66	0,80	0,96	1,16	1,41	1,70	1,38	
500-750	6.0		0,62	0,75	0,91	1,10	1,33	1,61	1,30	
750-1000	6.0		0,58	0,70	0,85	1,02	1,24	1,50	1,21	
1000-1500	6.0		0,58	0,70	0,85	1,02	1,24	1,50	1,21	
1500-2000	6.0		0,54	0,65	0,78	0,95	1,15	1,39	1,12	
2000-3000	6.0		0,50	0,61	0,73	0,89	1,07	1,30	1,05	

* The feeding advice is expressed in % biomass/day.

* This feeding table is a guideline only and based on optimal conditions.

ECOLOGICAL FIGURES:

Discharge per 1000 kg production



The values of the nutrients and vitamins are from the time of writing.

These values can vary due to natural variation in the ingredients. We reserve the right to change our recipe.

For the exact values we refer to the label.

- Specifically designed for difficult conditions
- Counteracts environmental stress
- Also suitable for char and brown trout



COMPOSITION:

Analyses (%)

		Sizes
Protein	46	3.0 mm
Fat	18	4.5 mm
Crude fibre	1,2	
Ash	8,5	
Total P	1,24	

Vitamins added

Vitamin A (IE/kg)	15000
-------------------	-------

Energy (MJ/kg)

Gross Energy	21,4
Digestible Energy	19,2

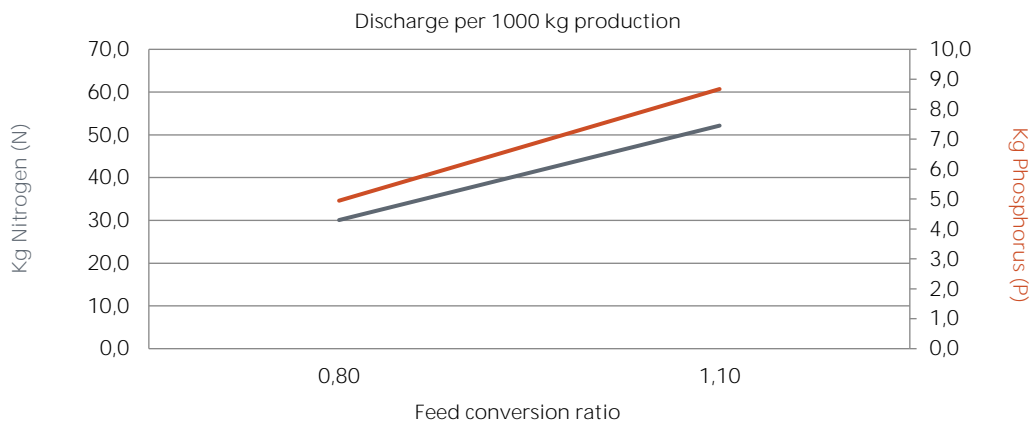
FEEDING TABLE FOR LOW FEED CONVERSION RATIO (FCR)

Fish weight (g)	Feed size (mm)	< 6 °C	6 °C	8 °C	10 °C	12 °C	14 °C	16 °C	18 °C	> 18 °C
20-30	3.0		0,75	1,15	1,5	1,6	1,6	1,5	1,25	
30-70	3.0	According to fish's appetite	0,7	1,05	1,35	1,45	1,45	1,35	1,1	According to fish's appetite & O2 level
70-200	4.5		0,7	0,85	1,05	1,2	1,35	1,3	1,2	
200-400	4.5		0,55	0,7	0,85	1	1,1	1,1	1	

* The feeding advice is expressed in % biomass/day.

* This feeding table is a guideline only and based on optimal conditions.

ECOLOGICAL FIGURES:



The values of the nutrients and vitamins are from the time of writing.

These values can vary due to natural variation in the ingredients. We reserve the right to change our recipe.

For the exact values we refer to the label.

- Broodstock diet
- Optimal egg development
- High egg quality and fry survival



COMPOSITION:

Analyses (%)		Sizes
Protein	48	6.0 mm
Fat	15	9.0 mm
Crude fibre	1,3	
Ash	10,5	
Total P	1,61	
Astaxanthin (mg/kg)	40	

Vitamins added	
Vitamin A (IE/kg)	25000

Energy (MJ/kg)	
Gross Energy	20,2
Digestible Energy	17,6

FEEDING TABLE FOR OPTIMAL GROWTH

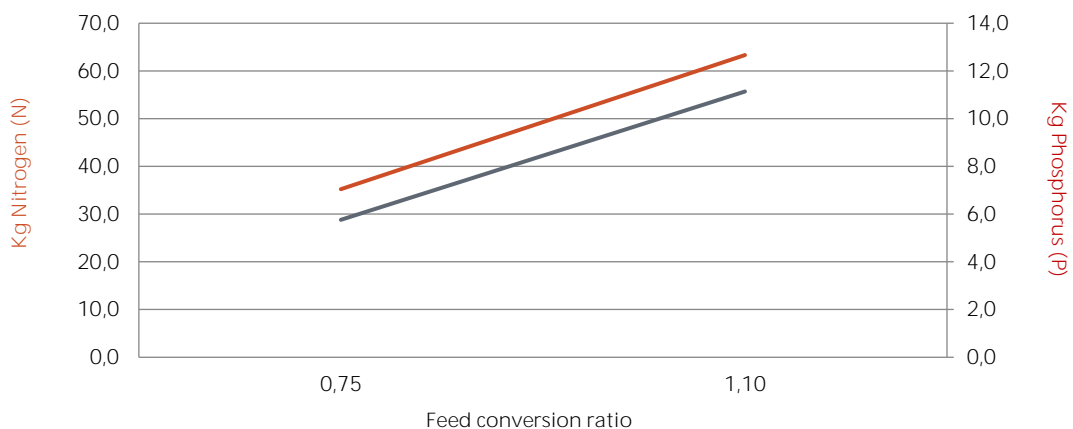
Fish weight (g)	Feed size (mm)	< 6 °C	6 °C	8 °C	10 °C	12 °C	14 °C	16 °C	18 °C	> 18 °C
400-500	6,0		0,41	0,49	0,60	0,72	0,87	1,06	0,86	
500-750	6,0		0,39	0,47	0,56	0,68	0,82	1,00	0,81	
750-1000	6,0	According to fish's appetite	0,36	0,43	0,53	0,64	0,77	0,93	0,75	According to fish's appetite & O2 level
1000-1500	9,0		0,33	0,40	0,49	0,59	0,71	0,86	0,70	
1500-2500	9,0		0,30	0,37	0,44	0,54	0,65	0,78	0,63	
2500-4000	9,0		0,28	0,34	0,41	0,49	0,60	0,72	0,59	

* The feeding advice is expressed in % biomass/day.

* This feeding table is a guideline only and based on optimal conditions.

ECOLOGICAL FIGURES:

Discharge per 1000 kg production



The values of the nutrients and vitamins are from the time of writing.

These values can vary due to natural variation in the ingredients. We reserve the right to change our recipe.

For the exact values we refer to the label.